


| Team:                         |                 |     | Runs: | Hits:     | Details:                            |           |             |             | Notes:     |                  |       |                  |     |
|-------------------------------|-----------------|-----|-------|-----------|-------------------------------------|-----------|-------------|-------------|------------|------------------|-------|------------------|-----|
| Healdsburg Prune Packers 2018 |                 |     | 8     | 14        | Location:<br>Weather:<br>Condition: |           |             |             |            |                  |       |                  |     |
| #                             | Player          | Pos | Inn   | 1         | 2                                   | 3         | 4           | 5           | 6          | 7                | 8     | 9                |     |
| 4                             | Kevin Sandri    | 6   | 1     | U3 ①      | AB3 AB2                             |           | PO1-6AB3 ②  |             | AB2 AB2    | P9 ③             |       | P3 ③             |     |
| 32                            | Joey Czarske    | 6   | 6     | G 2 1     | AB4 L 1                             |           | G 1         |             | AB3 L 1    | P 1              |       | P 1 2            |     |
| "                             | "               | 7   | 6     | L 1 3 2 4 | AB4 AB3                             |           | P 1 2       |             | AB3 2B     |                  |       |                  |     |
| 3                             | Sam Wezniak     | 5   | 1     | L6 ②      | AB4 AB3                             |           | P4 ①        |             |            |                  | 4-3 ① |                  |     |
| "                             | "               | 6   | 6     | L 1 3 2 4 | TO4-2-2                             |           | P 1 2       |             | L 1        |                  | x     |                  |     |
| 8                             | Bryan Arias     | 4   | 1     | G 1 2     | E5 G 1 2                            |           | L 4 5 1 2 3 |             | G 1 2      | 6-3 ②            |       | F9 ②             |     |
| "                             | "               | 7   | 6     | F 1       |                                     |           | L 1 2       |             | F 1 2      |                  |       | F 1 2            |     |
| "                             | "               | 5   | 6     | F 1       |                                     |           | L 1 2       |             | F 1 2      |                  |       | F 2 4 1 3 5      |     |
| 6                             | Kyle Barret     | DH  | 1     |           | AB7 AB6                             | AB6 AB6   |             | F8 ①        |            | X ①              |       | 2-3 ①            |     |
| "                             | "               |     |       |           | AB7 G 1B                            | E1 G 1 2  |             | F           |            | 2 3 1            |       | G 1              |     |
| 14                            | Ryan Ruley      | 9   | 1     |           | AB8 AB7                             | 2B        |             | 6-3 ②       |            | AB8 AB8          |       | F7 ②             |     |
| "                             | "               |     |       |           | BB AB9 1 2 3 4 5                    | L         |             | G 2 5 1 3 4 |            | BB AB8 1 3 2 4 5 |       | F                |     |
| 29                            | Dane Tofteland  | 7   | 1     |           | AB9 AB8                             | X ①       |             | 6-3 ③       |            | P7 ②             |       | AB8 WP8          |     |
| "                             | "               | 3   | 6     |           | AB1 G 1B                            | x 1 2 3 4 |             | G 1 2 3 4   |            | P 1              |       | BB AB8 1 4 2 3 5 |     |
| 28                            | Cole Brodnansky | 2   | 1     |           | FC6-4                               | K ②       |             |             | FC1-6      | AB9              |       | AB9              |     |
| "                             | "               |     |       |           | HBP 1 3 2 4                         | 1 3 2     |             | G 1         | G 1        | L 1B             |       | L 3 1 2          |     |
| 10                            | Luke Fegen      | 8   | 1     |           | AB2 AB1                             | P3 ③      |             |             | AB2 AB1    |                  |       | 1B               |     |
| "                             | "               |     |       |           | FC AB3 G 1                          | P 1       |             |             | FC AB2 G 1 | BB 2 4 1 3 5     |       | G 1 2            |     |
|                               |                 |     |       | R/H       | 0/1                                 | 5/4       | 0/1         | 0/2         | 0/0        | 2/3              | 0/1   | 0/0              | 1/2 |
|                               |                 |     |       | K/BB      | 0/0                                 | 0/1       | 2/0         | 0/0         | 0/0        | 0/0              | 1/2   | 0/0              | 0/1 |

| Team:                      |                 | Runs: | Hits: | Details:                            |                           | Notes:                              |                              |                                  |                |       |                                |                           |     |
|----------------------------|-----------------|-------|-------|-------------------------------------|---------------------------|-------------------------------------|------------------------------|----------------------------------|----------------|-------|--------------------------------|---------------------------|-----|
| San Luis Obispo Blues 2018 |                 | 7     | 10    | Location:<br>Weather:<br>Condition: |                           |                                     |                              |                                  |                |       |                                |                           |     |
| #                          | Player          | Pos   | Inn   | 1                                   | 2                         | 3                                   | 4                            | 5                                | 6              | 7     | 8                              | 9                         |     |
| 6                          | Jay Charleston  | 4     | 1     | 5-3 ①                               |                           | U3 ①                                | AB2 OT2<br>AB2 1B<br>G 1 1 2 |                                  | K ②            |       | K ②                            |                           |     |
| 24                         | Austin Chastain | 8     | 1     | K ②                                 |                           | K ②                                 | 2B<br>L 1                    |                                  | FC             |       | AB4 AB3<br>BB<br>1 4<br>2 3 5  |                           |     |
| 16                         | Marco Murillo   | 7     | 1     | SB4<br>1B<br>G 1                    |                           | E6                                  | 6-3 ③                        |                                  |                |       | K ①                            | AB4<br>BB<br>1 5<br>2 3 4 |     |
| 21                         | Kevin Heggen    | DH    | 1     | BB<br>1 4<br>2 3 5                  |                           | K ③                                 |                              | K ①                              |                |       | Kd<br>2 3<br>1 4 5             | BB<br>4<br>1 2 3          |     |
| 8                          | Conagher Sands  | 5     | 1     | K ③                                 |                           |                                     | AB6 2B                       | F2 ②                             |                | 4-3 ③ | 6-3 ③                          |                           |     |
| 38                         | Clark Frazier   | -     | 8     |                                     |                           |                                     | AB6 L 2<br>1 3               |                                  |                |       | G 2<br>1                       | G 1                       |     |
| "                          | "               | 5     | 9     | xx<br>1 3<br>2 4                    |                           |                                     |                              |                                  |                |       |                                |                           |     |
| 47                         | Luc Lipcius     | 3     | 1     |                                     | CS7<br>BB<br>1 3<br>2 4 5 | WP7 2B<br>AB8 L 1<br>2              |                              | F8 ③                             |                |       | AB8 AB7<br>1B<br>AB9 G         | 4-3 ①<br>G 1              |     |
| 2                          | Brooks Lee      | 6     | 1     |                                     | AB9 AB8<br>BB<br>1 2 3    | AB1 AB1<br>E1<br>AB2 G 1 4<br>2 3 6 |                              | FC5 AB8<br>1B<br>xx L 2 4<br>1 3 |                |       | AB9 AB8<br>1B<br>E1 G 1 2<br>3 | 6-3 ②<br>G 1              |     |
| 50                         | Tanner Thompson | 9     | 1     |                                     | FO9<br>1B<br>L 1<br>2     | SF7 ①<br>F 1<br>2                   |                              | TO5 AB9<br>1B<br>L 1 2<br>3 4    |                |       | SAC ①<br>3-4<br>G              | 5-3 ③<br>G 2 3<br>1       |     |
| 14                         | Ryan Mccarty    | 2     | 1     |                                     | 6-4-3 ②<br>G 1            | F8 ②<br>F                           |                              |                                  | FC<br>G 2<br>1 |       | AB3 OT2<br>AB4 L 1 2<br>E6     |                           |     |
|                            |                 |       |       | R/H                                 | 0/1                       | 0/1                                 | 0/0                          | 4/4                              | 0/0            | 0/2   | 0/0                            | 0/0                       |     |
|                            |                 |       |       | K/BB                                | 2/1                       | 0/2                                 | 2/0                          | 0/0                              | 1/0            | 1/0   | 2/0                            | 1/3                       | 0/0 |


Frankie Scalzo - 5.00 innings

|               |
|---------------|
| Balls: 29     |
| Strikes: 52   |
| Total: 81     |
| Wild: 0       |
| Balks: 0      |
| Batters: 25   |
| HBP: 1        |
| Walks: 1      |
| Strikeouts: 2 |
| Hits: 8       |
| Total Runs: 5 |
| Earned: 4     |




Dane Morrow - 2.00 innings

|               |
|---------------|
| Balls: 14     |
| Strikes: 26   |
| Total: 40     |
| Wild: 0       |
| Balks: 0      |
| Batters: 12   |
| HBP: 0        |
| Walks: 2      |
| Strikeouts: 1 |
| Hits: 4       |
| Total Runs: 2 |
| Earned: 2     |




Chase Walter - 2.00 innings

|               |
|---------------|
| Balls: 10     |
| Strikes: 23   |
| Total: 33     |
| Wild: 1       |
| Balks: 0      |
| Batters: 9    |
| HBP: 0        |
| Walks: 1      |
| Strikeouts: 0 |
| Hits: 2       |
| Total Runs: 1 |
| Earned: 1     |




Chase Gardner - 3.67 innings

|               |
|---------------|
| Balls: 29     |
| Strikes: 38   |
| Total: 67     |
| Wild: 1       |
| Balks: 0      |
| Batters: 18   |
| HBP: 0        |
| Walks: 3      |
| Strikeouts: 4 |
| Hits: 4       |
| Total Runs: 3 |
| Earned: 2     |




Henrik Reinertsen - 3.67 innings

|               |
|---------------|
| Balls: 20     |
| Strikes: 39   |
| Total: 59     |
| Wild: 0       |
| Balks: 0      |
| Batters: 18   |
| HBP: 0        |
| Walks: 0      |
| Strikeouts: 4 |
| Hits: 6       |
| Total Runs: 4 |
| Earned: 2     |




Griffin Hattingh - 0.33 innings

|               |
|---------------|
| Balls: 9      |
| Strikes: 7    |
| Total: 16     |
| Wild: 0       |
| Balks: 0      |
| Batters: 3    |
| HBP: 0        |
| Walks: 2      |
| Strikeouts: 1 |
| Hits: 0       |
| Total Runs: 0 |
| Earned: 0     |




Kyle Nicol - 0.00 innings

|               |
|---------------|
| Balls: 4      |
| Strikes: 1    |
| Total: 5      |
| Wild: 0       |
| Balks: 0      |
| Batters: 1    |
| HBP: 0        |
| Walks: 1      |
| Strikeouts: 0 |
| Hits: 0       |
| Total Runs: 0 |
| Earned: 0     |



Chrit Rudkin - 1.33 innings

|               |
|---------------|
| Balls: 2      |
| Strikes: 8    |
| Total: 10     |
| Wild: 0       |
| Balks: 0      |
| Batters: 4    |
| HBP: 0        |
| Walks: 0      |
| Strikeouts: 0 |
| Hits: 0       |
| Total Runs: 0 |
| Earned: 0     |



## Pitches with Game Notes